

DAILY DERIVATIVES RESEARCH REPORT

January 5, 2026

NIFTY OI

Current	Absolute Chg
15.17	-0.21
Previous	% Change
15.38	-1.36%


INDIA VIX

Current	Absolute Chg
9.45	0.26
Previous	% Change
9.19	2.83%

PCR

Current	Absolute Chg
1.46	0.33
Previous	% Change
1.13	29.3%

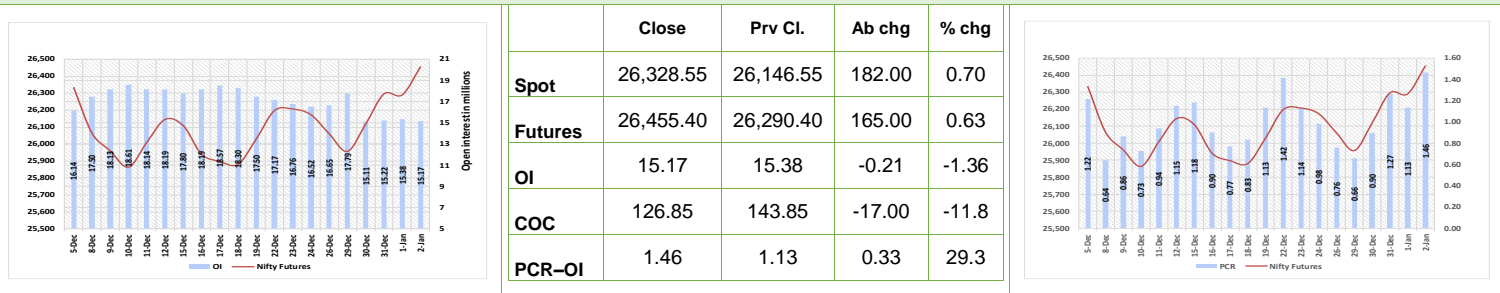
OUTLOOK



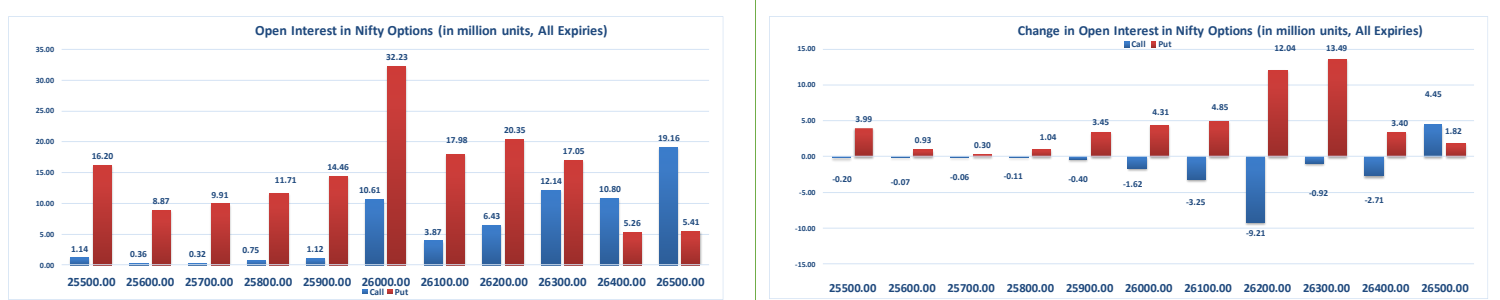
Summary

Indian markets closed on a positive note where buying was mainly seen in Auto, Media, Metal, PSU Bank, Realty and Consumer Durables. Nifty Jan Futures closed at 26,455.40 (up 165.00 points) at a premium of 126.85 pts to spot.

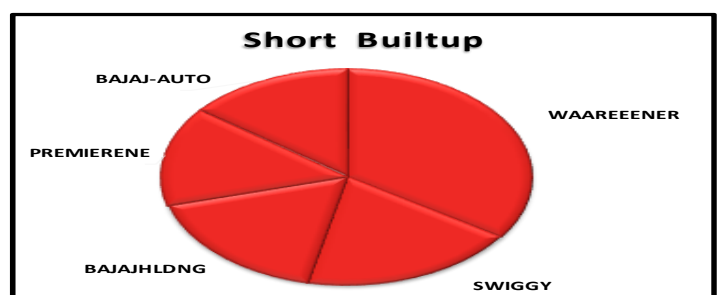
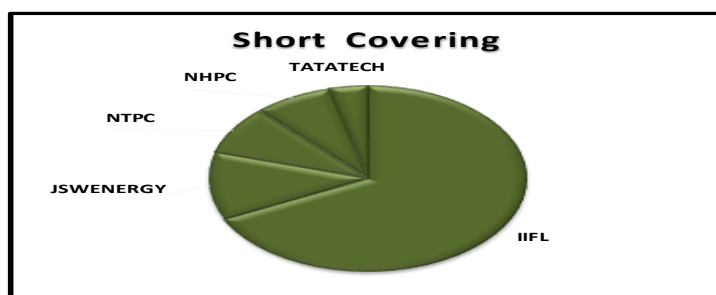
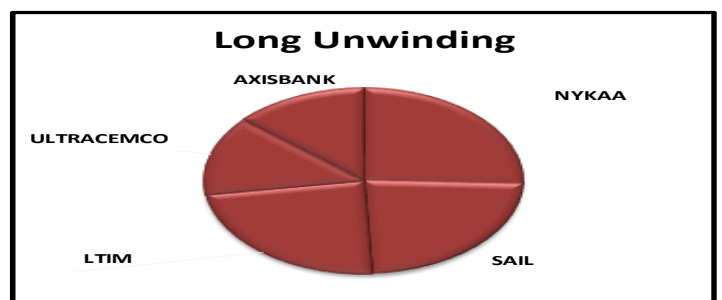
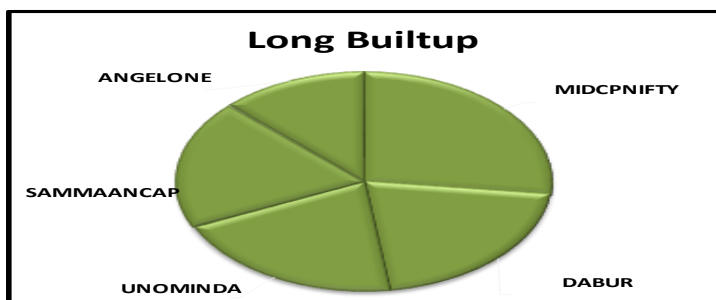
Nifty Snapshot



Open Interest in Nifty Options



- » The above second chart shows previous trading day's change in Nifty options where Liquidations in OI were seen in 26200, 26100, 26000 strike Calls and Additions at 26300, 26200, 26100, 26000, 25900 strike Puts indicating market is likely to remain range bound in near term.
- » Highest OI build-up is seen at 26500 strike Calls and 26000 strike Puts, to the tune of 19.16mn and 32.23mn respectively.



DAILY DERIVATIVES RESEARCH REPORT

(Price is in Rs; OI is in million units; Price chg and OI chg are in percentage) **NB RESEARCH**

Fresh Longs seen in:

Scrip	Price	Price chg	OI	OI Chg
MIDCPNIFTY	14065.2	1.2	2.3	16.4
DABUR	526.4	4.6	23.8	12.7
UNOMINDA	1329.9	2.6	4.7	12.4
SAMMAANCAP	149.7	3.1	112.2	11.7
ANGELONE	2394.6	1.2	4.0	7.7

Fresh Shorts seen in:

Scrip	Price	Price chg	OI	OI Chg
WAAREEENER	2866.7	-3.6	0.9	235.0
SWIGGY	388.7	-1.2	7.1	40.5
BAJAJHLDNG	11243.0	-1.6	0.1	29.7
PREMIERENE	850.5	-0.2	0.9	27.7
BAJAJ-AUTO	9521.5	-0.9	3.6	13.5

Short Covering seen in:

Scrip	Price	Price chg	OI	OI Chg
IIFL	644.5	3.7	12.2	-8.5
JSWENERGY	512.5	1.5	40.2	-4.7
NTPC	352.3	4.5	83.9	-4.2
NHPC	83.9	4.8	69.3	-3.7
TATATECH	660.0	1.9	11.9	-3.6

Long Unwinding seen in:

Scrip	Price	Price chg	OI	OI Chg
NYKAA	265.7	-0.3	45.9	-2.8
SAIL	149.1	-0.2	201.9	-2.6
LTIM	6102.5	-0.4	2.0	-2.5
ULTRACEMCO	11941.0	-0.1	3.0	-1.5
AXISBANK	1271.6	-0.6	76.4	-1.5

Institutional Activity

Institutional Activity in previous trading session				Net FII Activity (in Rs cr.)				
(in Rs cr.)	Buy	Sell	Net	Date	Idx Fut	Stk Fut	Idx Opt	Cash
Index Futures	3864.64	1505.93	2358.71	2-Jan	2358.7	242.9	-2106.8	290
Index Options	1047347.06	1049453.87	-2106.81	1-Jan	344.3	-565.9	-2739.9	-3269
Stock Futures	19757.07	19514.21	242.86	31-Dec	-288.3	2914.3	5397.5	-3597
Stock Options	22331.23	21955.51	375.72	30-Dec	-786.6	4617.5	14591.8	-3844
FII Cash	7,850.45	7,560.65	289.80	29-Dec	-1707.7	-503.6	-1986.4	-2760
DII Cash	15,349.56	14,672.18	677.38	26-Dec	-1130.7	1166.3	7847.9	-318

Technical Pivot (Intraday):

	S2	S1	PIVOT	R1	R2
NIFTY	26240	26350	26415	26520	26590
BANKNIFTY	59810	60075	60235	60505	60665

Derivative Recommendations:

Stock Name	Call (Buy/Sell)	Entry price	Targets	Stop Loss	Duration	Status
GMRAIRPORT 105 CE	Buy	3.4	6.5	2	1-2 Days	OPEN
GAIL 175 CE	Buy	3.8	7	2.2	1-2 Days	OPEN
CONCOR FUT	Buy	531	560	518	1-2 Days	OPEN
AMBUJACEM 565 CE	Buy	13	20	9	1-2 Days	OPEN

DAILY DERIVATIVES RESEARCH REPORT

NIFTY50 Options OI (CE OI = Resistance) (PE OI = Support)			
Symbol	Highest CE OI	Highest PE OI	CMP
ADANIENT	2300	2200	2294
ADANIPTS	1500	1500	1497
APOLLOHOSP	7200	7100	7156
ASIANPAINT	2800	2520	2787
AXISBANK	1300	1260	1272
BAJAJ-AUTO	10000	9000	9522
BAJAJFINSV	2100	1900	2045
BAJFINANCE	1000	1000	994
BEL	400	400	406
BHARTIARTL	2100	2100	2119
CIPLA	1500	1500	1519
COALINDIA	430	400	431
DRREDDY	1300	1250	1259
EICHERMOT	8100	7200	7360
ETERNAL	300	280	285
GRASIM	2900	2740	2875
HCLTECH	1820	1600	1633
HDFCBANK	1000	940	1005
HDFCLIFE	770	750	757
HINDALCO	1000	880	929
HINDUNILVR	2340	2300	2353
ICICIBANK	1400	1350	1361
INDIGO	5500	5000	5138
INFY	1660	1620	1646
ITC	400	350	351

NIFTY50 Options OI (CE OI = Resistance) (PE OI = Support)			
Symbol	Highest CE OI	Highest PE OI	CMP
JIOFIN	300	290	304
JSWSTEEL	1160	1100	1185
KOTAKBANK	2200	2200	2200
LT	4200	4000	4185
M&M	3800	3600	3820
MARUTI	17000	16000	17014
MAXHEALTH	1060	1040	1066
NESTLEIND	1300	1300	1285
NTPC	335	330	352
ONGC	245	240	243
POWERGRID	270	250	273
RELIANCE	1600	1550	1598
SBILIFE	2240	1900	2076
SBIN	1000	980	1006
SHRIRAMFIN	1000	900	1014
SUNPHARMA	1760	1620	1736
TATACONSUM	1200	1080	1178
TMPV	400	360	372
TATASTEEL	200	170	184
TCS	3300	3200	3252
TECHM	1800	1600	1621
TITAN	4100	4000	4066
TRENT	4300	4300	4436
ULTRACEMCO	12000	11500	11941
WIPRO	265	260	267

DAILY DERIVATIVES RESEARCH REPORT

OI against MWPL				
Symbol	MWPL	Open Interest	Limit for next day	% OI
KAYNES	4679418	6656900	1380207	142%
IRCTC	32504261	45461500	11314547	140%
SAIL	216861410	291818300	Ban	135%
SAMMAANCAP	122326971	161585400	2668542	132%
BANDHANBNK	144289555	180288000	13090842	125%
RBLBANK	91953095	103533575	10463931	113%
RVNL	84941460	95620550	38346066	113%
CONCOR	51639257	56518750	14202857	109%
DIXON	6452220	6886150	3133078	107%
LICHSGFIN	45183075	46357000	9838985	103%
NBCC	154894704	157033500	49100159	101%
NMDC	517037525	511839000	149290210	99%
MAZDOCK	11364224	10738600	5546218	94%
IEX	133395043	123978750	64124691	93%
IDEA	12037179660	11132374200	4179636601	92%
AMBUJACEM	79841849	72316650	23014631	91%
HUDCO	75071250	67837650	30072567	90%
PATANJALI	50886533	45143100	8789506	89%
ABCAPITAL	122657000	105610800	35654017	86%
INOXWIND	144708707	123913075	47449130	86%
IRFC	200960551	167033500	127279722	83%
IREDA	119011160	98714850	66578227	83%
NATIONALUM	134225816	109882500	73472812	82%
CROMPTON	96587231	78746400	35907999	82%
ANGELONE	9673308	7777500	5109513	80%
MCX	38177110	30103125	20944042	79%
RECLTD	187084550	146216000	90240314	78%
PGEL	24030912	18727350	11797288	78%
BDL	13786716	10544800	8010600	76%
CDSL	26647500	20320025	15008508	76%
TATATECH	25116370	19031200	12571425	76%
MANAPPURAM	82205057	61407000	36467872	75%
KALYANKJIL	57654984	42535000	19038634	74%

OI against MWPL				
Symbol	MWPL	Open Interest	Limit for next day	% OI
DLF	96058266	70687650	41539681	74%
BIOCON	91057772	65832500	41457566	72%
PNB	515822637	369872000	237645059	72%
PNBHOUSING	28118603	19921200	11199669	71%
EXIDEIND	68856800	48173400	34765778	70%
INDUSINDBK	93808799	65441600	44282500	70%
GODREJPROP	17263909	12037850	7498957	70%
PETRONET	108255733	75373000	58953567	70%
UPL	84228583	58404565	38190372	69%
JUBLFOOD	58761693	40316250	30891325	69%
GLENMARK	22585180	15493875	9609695	69%
INDUSTOWER	193623116	130881300	91394201	68%
ADANIENT	49117354	33147357	24896447	67%
JIOFIN	355358091	238120800	176549951	67%
JSWENERGY	80385888	53487000	35752855	67%
COFORGE	50189409	33012750	29317593	66%
ASHOKLEY	423719104	276685000	215320236	65%
BOSCHLTD	882048	574850	607307	65%
BHEL	192361942	124986750	106862473	65%
PFC	217835555	139981400	124885691	64%
AUROPHARMA	41977935	26806450	17937319	64%
VEDL	255091106	153600900	144563248	60%
ASTRAL	18450534	11058925	10878445	60%
LTF	127100972	75676500	76378080	60%
CANBK	504315430	294556500	315365290	58%
HINDZINC	161247058	93150225	114327443	58%
HAL	28450886	16171050	17699842	57%
GMRAIRPORT	534704421	293912550	333019416	55%
OFSS	3582756	1957950	2064770	55%
IIFL	35669230	19470000	21313876	55%
LICI	33206238	17985100	20919001	54%
ITC	1252401670	677918400	936350017	54%
BANKBARODA	279476623	147712500	171389626	53%

FROM THE EQUITY DERIVATIVE DESK:

NIRAV HARISH CHHEDA

AVP - DERIVATIVES AND TECHNICAL RESEARCH

E-Mail: nirav.chheda@nirmalbang.com

Tel no: 6273-8199/8000

AMIT BHUPTANI

SNR.DERIVATIVES AND TECHNICAL RESEARCH

E-Mail: amit.bhuptani@nirmalbang.com

Tel no: 6273-8242/8000

DISCLOSURE

Research Reports that are published by Nirmal Bang Securities Private Limited (hereinafter referred to as “NBSPL”) are for private circulation only. NBSPL is a registered Research Analyst under SEBI (Research Analyst) Regulations, 2014 having Registration no. INH000001766. NBSPL is also a registered Stock Broker with National Stock Exchange of India Limited, BSE Limited, Metropolitan Stock Exchange of India Limited, Multi Commodity Exchange of India Limited and , National Commodity and Derivative Exchange Limited in Capital Market , Equity and Commodities derivatives segments and Currency Derivatives Segment . NBSPL has other business divisions with independent research teams separated by Chinese walls, and therefore may, at times, have different or contrary views on stocks and markets. NBSPL or its associates have not been debarred / suspended by SEBI or any other regulatory authority for accessing / dealing in securities Market since last 20 years. NBSPL, its associates or analyst or his relatives do not hold any financial interest (Except Investment) in the subject company. NBSPL or its associates or Analyst do not have any conflict or material conflict of interest at the time of publication of the research report with the subject company. NBSPL or its associates or Analyst or his relatives may or may not hold beneficial ownership of 1% or more in the subject company at the end of the month immediately preceding the date of publication of this research report. NBSPL or its associates / analyst has not received any compensation / managed or co-managed public offering of securities of the company covered by Analyst during the past twelve months. NBSPL or its associates have not received any compensation or other benefits from the company covered by Analyst or third party in connection with the research report. Analyst has not served as an officer, director or employee of Subject Company. NBSPL / analyst has not been engaged in market making activity of the subject company. Analyst Certification: The research analysts and authors of these reports, hereby certify that the views expressed in this research report accurately reflects my/our personal views about the subject securities, issuers, products, sectors or industries. It is also certified that no part of the compensation of the analyst(s) was, is, or will be directly or indirectly related to the inclusion of specific recommendations or views in this research. The analyst(s) principally responsible for the preparation of this research report and has taken reasonable care to achieve and maintain independence and objectivity in making any recommendation.

DISCLAIMER

The Research Report is for the personal information of the authorized recipient and does not constitute to be any investment, legal or taxation advice. NBSPL is not soliciting any action based upon it. Nothing in the research report shall be construed as a solicitation to buy or sell any security or product, or to engage in or refrain from engaging in any such transaction. In preparing the research report, we did not take into account the investment objectives, financial situation and particular needs of the reader. The research report has been prepared for the general use of the clients of NBSPL and must not be copied, either in whole or in part, or distributed or redistributed to any other person in any form. If you are not the intended recipient you must not use or disclose the information in the research report in any way. Though disseminated to all the customers simultaneously, not all customers may receive the research report at the same time. NBSPL will not treat recipients as customers by virtue of their receiving the research report. The research report is not directed or intended for distribution to or use by any person or entity resident in a state, country or any jurisdiction, where such distribution, publication, availability or use would be contrary to law, regulation or which would subject NBSPL & its group companies to registration or licensing requirements within such jurisdictions. The report is based on the information obtained from sources believed to be reliable, but we do not make any representation or warranty that it is accurate, complete or up-to-date and it should not be relied upon as such. We accept no obligation to correct or update the information or opinions in it. NBSPL or any of its affiliates or employees shall not be in any way responsible for any loss or damage that may arise to any person from any inadvertent error in the information contained in the research report. NBSPL or any of its affiliates or employees do not provide, at any time, any express or implied warranty of any kind, regarding any matter pertaining to this report, including without limitation the implied warranties of merchantability, fitness for a particular purpose, and non-infringement. The recipients of the research report should rely on their own investigations. This information is subject to change without any prior notice. NBSPL reserves its absolute discretion and right to make or refrain from making modifications and alterations to this statement from time to time. Nevertheless, NBSPL is committed to providing independent and transparent recommendations to its clients, and would be happy to provide information in response to specific client queries. Before making an investment decision on the basis of research report, the reader needs to consider, with or without the assistance of an adviser, whether the advice is appropriate in light of their particular investment needs, objectives and financial circumstances. There are risks involved in securities trading. The price of securities can and does fluctuate, and an individual security may even become valueless. International investors are reminded of the additional risks inherent in international investments, such as currency fluctuations and international stock market or economic conditions, which may adversely affect the value of the investment. Opinions expressed are subject to change without any notice. Neither the company nor the director or the employees of NBSPL accept any liability whatsoever for any direct, indirect, consequential or other loss arising from any use of the research report and/or further communication in relation to the research report. Here it may be noted that neither NBSPL, nor its directors, employees, agents or representatives shall be liable for any damages whether direct or indirect, incidental, special or consequential including lost revenue or lost profit that may arise from or in connection with the use of the information contained in the research report. Copyright of this document vests exclusively with NBSPL. Our reports are also available on our website www.nirmalbang.com Registration granted by SEBI and certification from NISM in no way guarantee performance of NBSPL or provide any assurance of returns to investors.

**Nirmal Bang Research (Division of Nirmal Bang Securities Pvt. Ltd.) B-2, 301/302, Marathon Innova,
Opp. Peninsula Corporate Park Off. Ganpatrao Kadam Marg Lower Parel (W), Mumbai-400013
Board No. : 91 22 6723 8000/8001 Fax : 022 6723 8010**